

NTLD-P Quarterly

Bulletin | Vol 11 January-May2018

EDITORS NOTE: This volume dedicates itself mostly to the events of World TB day which is annually marked on the 24th of March. It also covers other significant events that the NTLD program was involved in within the first quarter of the year

World TB Day 2018 Commemorations

On March 24, 2018, the Ministry of Health through the TB program and partners joined the rest of the world in commemorating the global World TB Day.

This year's world TB day was co-hosted by the NTLD-P, Nairobi County and partners. Mama Lucy Kibaki Hospital and Mathare Youth Sports Ground were the two areas visited during the occasion. The year TB theme was: Leaders, Wanted for a TB-free world you can make history, End TB. With a yearly campaign tagline "light up the world for TB"

The chief guest during the occasion was the cabinet secretary for health, Mrs. Cecily Kariuki. Other key dignitaries present included; representatives from WHO, US AID, Nairobi City County and other local implementing partners.

All invited guests gathered at Mama Lucy Kibaki Hospital for a courtesy call. The team visited various departments in the hospital to get a view of the TB services offered. These included the TB Clinic, the laboratory, the X-ray room and the Comprehensive Care Clinic. All were impressed by the services offered despite some minor structural and operational challenges.

The team also watched live football matches organized by the Mathare youths association (MYSA) at the MYSA play ground in Embakasi East sub-county, Nairobi County. The youths are targeted as they carry the biggest burden of the disease. The sports gear and playing balls bore TB messages.

The presence of the high-level dignitaries signified the

committed collaboration and partnership geared towards eliminating the TB disease. The Cabinet secretary made her maiden public address here, reiterating her commitment to fight the re-emerging scourge.

Similar activities were carried out in all the 47 counties. TB screening and health education was intensified in all the Huduma centres in the country. Targeted were the young populations who seek various services in the Huduma Centres.

CS Photo and Speech summary.....[Continue from here](#)

QRM and PRM,

Former quarterly review clusters and performance review forums were reorganized after counties made formal requests. Reason given was that there is a need to meet different representatives from different counties and share different experiences and views.

ACTIVE CASE FINDING

In an attempt to find missing cases, NTLD-P adopted a health facility-based active case finding. This was piloted in 10 high burden counties in the country. The 10 TB high burden counties are Mombasa, Nairobi, Kiambu, Nakuru, Meru, Kisumu, Kakamega, Machakos, Homabay and Turkana. The strategy has picked up well and cases have been realized in the participating health facilities.

TB STAKEHOLDERS MEETING

TB STAKEHOLDERS MEETING

The program held a stakeholders meeting during the quarter. This brought together all the NTLD –P personnel,,,County and Sub County TB coordinators, and most of the the TB partners, This was a nice experience sharing forum in one shop.

TB NSP

During the period, the program started the initiation process of drafting the National strategic plan 2018-2023. This has been spearheaded by a committee. The team undertook a desk review to inform planning for the main NSP process. The Review process is ongoing..

World TB Day Pictorials



The Prisons band performing during World TB Day



A mural signed by the public during World TB day



Dr. Nicholas Muraguri Permanent Secretary at the Ministry of Health



Dr. Custodia Mandlhate—WHO Representative



Dr. Cleopas Mailu— CS Health



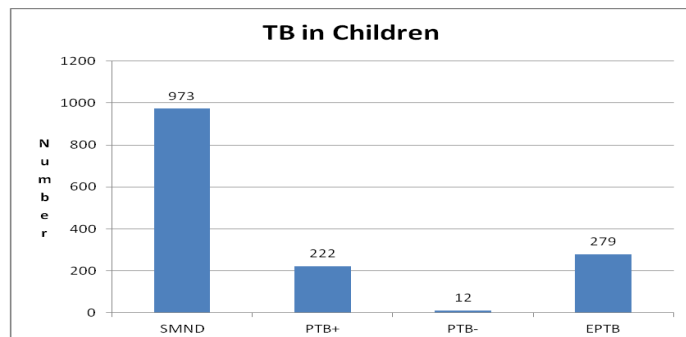
World TB Day Planning Committee in Plenary

Tuberculosis and Leprosy Report Q1 2016

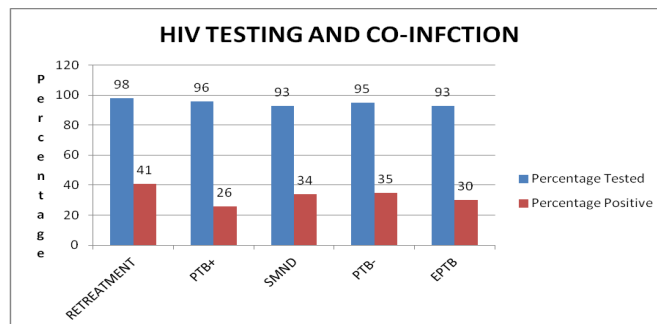
1.1 Case finding Report Q1 2016 using new definitions

New		Previously treated		Total TB cases
Bacteriologically Confirmed	Clinically diagnosed	Bacteriologically Confirmed	Clinically diagnosed	
9371	8202	645	600	18818

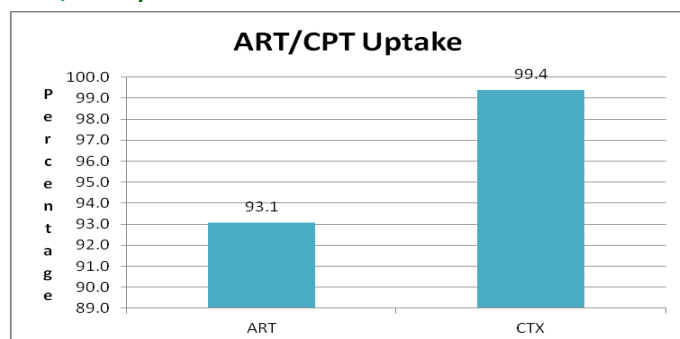
1.2 TB in children Q1 2016



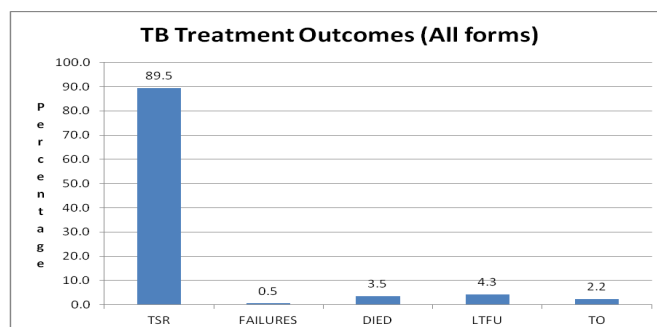
1.3 TB/HIV testing and co-infection rate



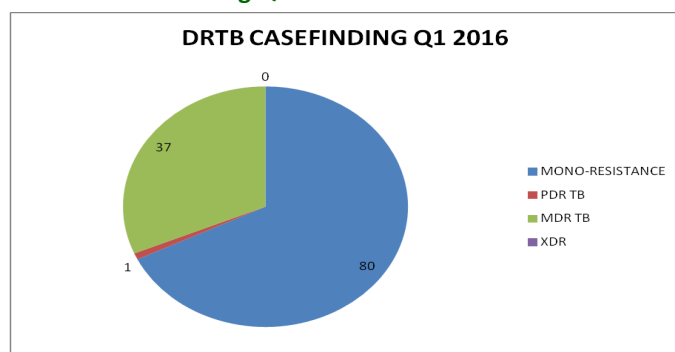
ART/CPT Uptake



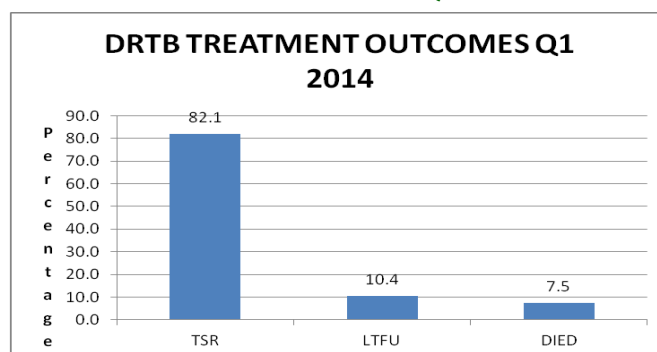
1.4 TB treatment outcomes Q1 2015 (All forms)



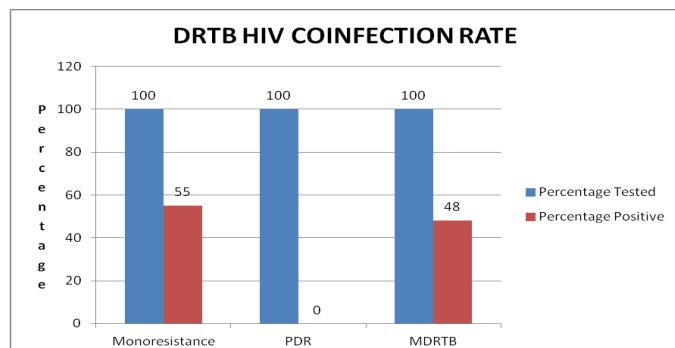
1.5 DRTB Casefinding Q1 2016



1.6 DRTB Treatment outcomes 2013 Q1



1.7 HIV/Coinfection rate among DRTB patients Q1 2016



1.8 Leprosy casefinding Q1 2016

